
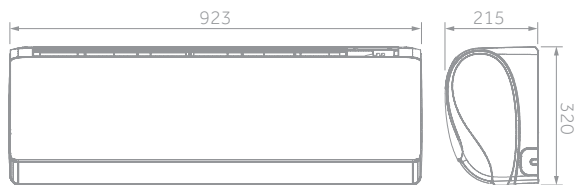
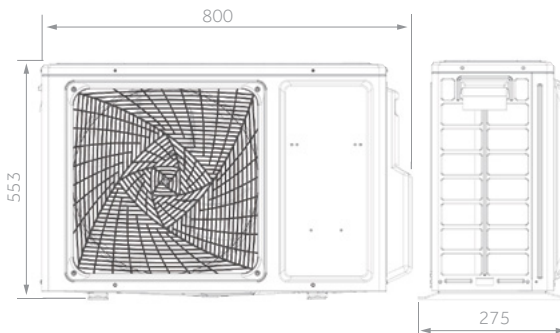





AS25 - AS35



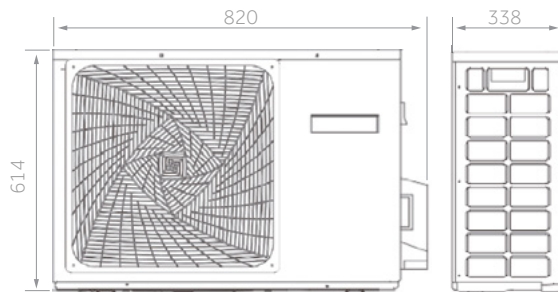
1U25 - 1U35



AS50



1U50



2.5 kW

3.5 kW

5.0 kW

NEW Residential MonoSplit Inverter JADE SUPERMATCH

Haier

MONOSPLIT RESIDENTIAL



2.5 kW

3.5 kW

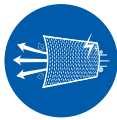
5.0 kW



Silence




Eco Sensor



Puri-Clean



Wi-Fi



3D



Easy installation



Self-Clean



56°C Steri-Clean



Self-Hygiene



Standard YR-HQ

- Low noise level
- Super IFD purifier filter
- Wi-Fi control with new hOn app
- Easy installation
- Self-Clean
- 56°C Steri-Clean
- Self-Hygiene
- 3D airflow: continuous movement of horizontal and vertical deflectors

INDOOR UNIT		Model	AS25S2SJ1FA-3	AS35S2SJ1FA-3	AS50S2SJ1FA-3
OUTDOOR UNIT		Model	1U25MECFRA-3	1U35MECFRA-3	1U50JECFRA-3
Performance data					
Output power - COOLING	nom (min-max)	kW	2.6 (1.0 - 4.0)	3.5 (1.0 - 4.0)	5.2 (1.4 - 6.0)
Output power - HEATING	nom (min-max)	kW	3.2 (1.1 - 5.4)	4.2 (1.3 - 5.8)	6.0 (1.4 - 6.9)
Absorbed power - COOLING	nom (min-max)	kW	0.57 (0.3 - 1.3)	0.79 (0.3 - 1.4)	1.4 (0.3 - 2.1)
Absorbed power - HEATING	nom (min-max)	kW	0.66 (0.3 - 1.9)	0.89 (0.3 - 1.9)	1.5 (0.3 - 2.5)
Energy class	EER	w/w	4.5	4.4	3.7
	COP	w/w	4.8	4.7	4.0
COOLING Pdesign	35°C	kW	2.6	3.5	5.2
HEATING Pdesign	(-10°C)	kW	2.6	2.7	4.6
Energy class	SEER		8.75 (A+++)	8.75 (A+++)	7.50 (A++)
	SCOP		5.1 (A+++)	5.1 (A+++)	4.6 (A++)
Annual Energy Consumption - COOLING		kWh/a	104	140	243
Annual Energy Consumption - HEATING		kWh/a	714	727	1400
Indoor Unit					
Power supply		Ph/V/Hz	1/220-240/50	1/220-240/50	1/220-240/50
Treated air volume	H	m³/h	550	600	900
Dehumidification		L/h	1.2	1.6	2.0
High sound power - COOLING		dB	56	57	57
High sound power - HEATING		dB	56	57	57
Sound pressure - COOLING		dB(A)	36/32/29/15	37/33/30/16	41/37/33/28
Sound pressure - HEATING		dB(A)	36/32/29/15	37/33/30/16	41/37/33/28
Net dimensions	WxDxH	Mm	923x215x320	923x215x320	1050x235x350
Net weight		Kg	12	12	14.9
Compressor type			Inverter rotary		
Compressor brand			Panasonic		Mitsubishi
Outdoor Unit					
Power supply		Ph/V/Hz	1/220-240/50	1/220-240/50	1/220-240/50
Sound power	H	dB	61	62	64
Sound pressure	H	dB(A)	48	49	53
Absorbed current	Max	A	8	8	11.1
Net dimensions	WxDxH	Mm	800x275x553	800x275x553	820x338x614
Net weight		Kg	29.8	29.8	37.8
Installation data					
Refrigerant			R32	R32	R32
Liquid pipe	∅	Mm	6.35	6.35	6.35
Gas pipe	∅	Mm	9.52	9.52	12.7
Standard pipe length without refrigerant charge		M	7	7	7
Maximum pipe length		M	20	20	25
Maximum IU - OU elevation		M	10	10	15
Refrigerant charge in the factory		Kg	0.74	0.74	0.95
CO2 equivalent		tCO2EQ	0.50	0.50	0.64
Additional charge ref. over std length		g/m	20	20	20
Operating limits - COOLING	min-max	°C	21-35°C (in) / -10-43°C (out)		
Operating limits - HEATING	min-max	°C	10-27°C (in) / -15-24°C (out)		